


Personal Systems Products
Computer Industry

Input/Output (I/O) Connectors

Subminiature D Connectors
HDP-20 for Crimp Snap-In
Contacts (AMPLIMITE)



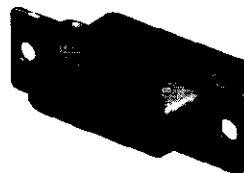
Material:

Shell – Steel, tin or zinc plated
Insert – Thermoplastic, 94V-0, black
Contacts/Ferrules – Purchased separately. See pages 47 and 45 respectively.

Plug



Receptacle



| Shell No of Size | Pos. | Mounting Method | Plug Part No. | | | Receptacle Part Nos. | |
|------------------|------|------------------|-------------------|--|------------------------|----------------------|-----------------------|
| | | | Zinc Plated Shell | Tin Plated Shell Without Grounding Indents | With Grounding Indents | Zinc Plated Shell | Tin Plated Shell |
| 1 | 9 | Standard | 205204-1 | 205204-3 | 205204-4 | 205203-1 | 205203-3 |
| | | Clinch Nut | — | 745906-1 | 745906-2 | — | 745907-1 |
| | | Floating Bushing | 205434-1 | — | — | 205439-1 | — |
| 2 | 15 | Standard | 205206-1 | 205206-2 | 205206-3 | 205205-1 | 205205-2 |
| | | Clinch Nut | — | 745908-1 | 745908-2 | — | 745909-1 745909-2* |
| 3 | 25 | Standard | 205208-1 | 207464-1 | 207464-2 | 205207-1 | 207463-1 |
| | | Clinch Nut | 745035-1 | 745036-3 | 745036-2 | 207516-1 | 207516-3 |
| | | Floating Bushing | 205436-1 | — | — | 205441-1 | — |
| 4 | 37 | Standard | 205210-1 | 205210-2 | 205210-3 | 205209-1 | 205209-2 |
| | | Clinch Nut | — | — | 745135-2 | — | 207661-3 |
| | | Floating Bushing | — | — | — | 205442-1 | — |
| 5 | 50 | Standard | 205212-1 | 205212-2 | 205212-3 | 205211-1 | 205211-2 |
| | | Clinch Nut | — | — | 747883-2 | — | 745884-1 |

* Clinch nut mounting with M-3 threads

Note: Plugs accept size 20 DF pin contacts and receptacles accept size 20 DF socket contacts.


Product Facts:

- Low cost, commercial version of the military approved series
- Crimp, snap-in contacts allow loading of only the number of contacts being used
- Available with shielding hardware and shielding enclosure kits
- Numerous cable clamps and mating hardware options
- Machine applied terminations for highest production rates at a lowest applied cost
- Interchangeable with any size HD-20 subminiature D connector dimensionally complying with MIL-C-24308



Cinch Nut

Shielding Hardware Kits — Plugs



Shielding Hardware Kits — Receptacles



Material:

Shell – Steel, tin plated
Insert – Thermoplastic, 94V-0, black
Shields – Steel, tin plated
Contacts/Ferrules – Purchased separately. See pages 47 and 45 respectively.

Each Kit Contains:

- Connector
- Inner Shield
- Outer Shield

| Shell Size | No. of Pos. | Recommended | | Mounting Method | Plug Kit Numbers | Receptacle Kit Numbers |
|------------|-------------|-----------------------|------------------|-----------------|------------------|------------------------|
| | | Cable Insulation Dia. | Max Cable Dia. † | | | |
| 1 | 9 | .165-.455 | .350 | Standard | 747522-1 | 747523-1 |
| | | 4.19-11.56 | 8.89 | Clinch Nut | 748526-1 | 748536-1 |
| 2 | 15 | .165-.455 | .350 | Standard | 747538-1 | 747539-1 |
| | | 4.19-11.56 | 8.89 | Clinch Nut | 750636-1 | 787908-1 |
| 3 | 25 | .165-.455 | .350 | Standard | 747554-1 | 747555-1 |
| | | 4.16-11.56 | 8.89 | Clinch Nut | — | 749763-1 |
| 4 | 37 | .338-.562 | .450 | Standard | 747570-1 | 747571-1 |
| | | 8.59-14.28 | 11.43 | Clinch Nut | 786929-1 | — |
| 5 | 50 | .338-.480 | .450 | Standard | 747577-1 | 747578-1 |
| | | 8.59-12.19 | 11.43 | Standard | — | — |

Notes:

1. Plugs accept Size 20 DF pin contacts, and receptacles accept Size 20 DF socket contacts.
2. Components of the kits are shipped unassembled and bulk-packaged in quantities of 100 pieces.
- † Maximum cable diameter after jacket and braid removed.

Note: BLUE part numbers indicate 2D geometry and 3D CAD models that are included on CD-ROM.